

Nebraska Public Library Statistical Survey - 2014-2015 Summary

Nebraska Library Commission

**Service Measures**

Annual Circulation	12,746,301
Avg .Circulation per Capita <sup>1</sup>	8.15
Circulation of Electronic Materials	937,867
Visits to Libraries	8,253,674
Visits per Person <sup>1</sup>	5.28
Children's Programs	21,182
Children's Program Attendance	595,810
Young Adult Programs	3,270
YA Program Attendance	47,369
Adult Programs	8,397
Adult Program Attendance	123,109
Total Library Programs Offered	32,854
Total Library Program Attendance	766,288
Program Attendance per Capita <sup>1</sup>	0.49
Reference Transactions	781,586
Registered Borrowers	1,058,733
Annual Hours Open	373,071

**Technology** N=260 Administrative Entities

Number of Internet Computers	2,828
Internet Computers per Library Outlet	10.13
Uses of Internet Computers	2,018,834
Internet Use per Capita	1.29
Have Online Accessible OPAC	185 or 79%
Number of website/virtual visits	4,183,856
Provide Public Internet Access	216 or 92%
Offer WiFi Access for the Public	214 or 91%
Public Libraries with a Web Site	172 or 74%
Libraries Using Online Social Networks	173
Number of WiFi sessions per year	1,432,380

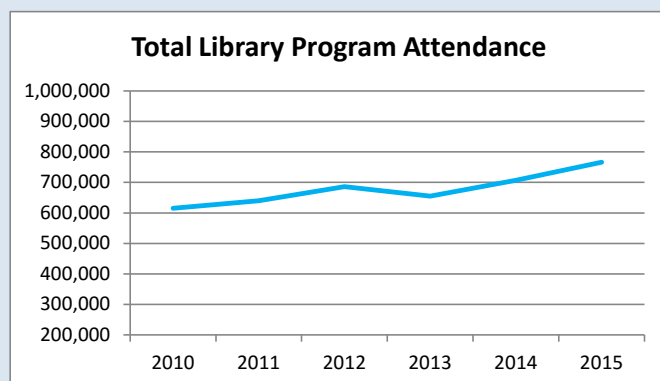
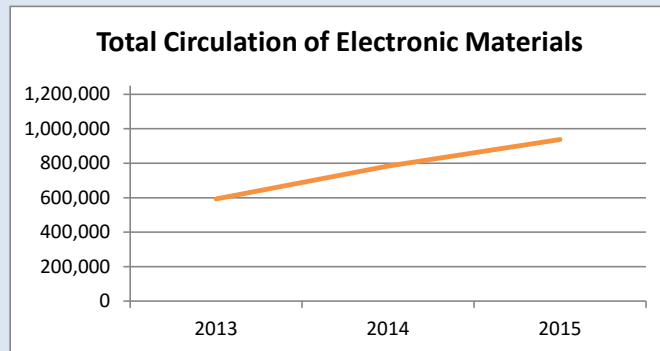
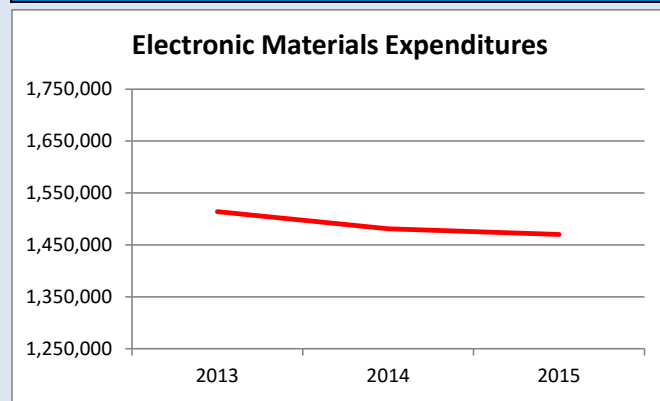
**Miscellaneous**

Accredited Public Libraries	169 or 63%
Certified Public Library Boards	179 or 68%

<sup>1</sup>Note

Based on total Legal Service Area population of communities served by a public library.

**Trends**



**Finance and Collections**

<b>Operating Revenue</b>	
Local Government Revenue	\$53,496,986
State Government Funding	\$521,215
Federal Government Funding	\$3,390
Other Funding Sources	\$3,251,905
<b>Total Operating Revenue</b>	<b>\$57,273,496</b>

<b>Expenditures</b>	
Print Materials	\$4,803,676
Electronic Materials	\$1,470,114
Other Materials	\$1,309,575
<b>Total Collection Expenditures</b>	<b>\$7,583,365</b>
Salaries & Wages	\$27,289,370
Employee Benefits	\$8,953,576
<b>Total Staff Expenditures</b>	<b>\$36,242,946</b>
Other Expenses (Facility, Insurance, etc.)	\$10,440,884
<b>Total Operating Expenditures</b>	<b>\$54,267,195</b>

<b>Collections</b>	
Books	5,666,128
Audio Materials	246,716
Video Materials	346,158
Serials Subscriptions - Print	11,415
Other Items	646,164
<b>Total Materials</b>	<b>6,916,581</b>

<b>Libraries by Legal Service Area</b>		
Under 500	75	28.8%
500 - 999	76	29.2%
1,000 - 1,499	31	11.9%
1,500 - 2,499	28	10.8%
2,500 - 4,999	17	6.5%
5,000 - 9,999	16	6.2%
10,000 - 24,999	8	3.1%
25,000+	9	3.5%
	260	100%

**Source**  
Annual statistical survey of 260 public libraries in Nebraska.  
Respondents for 2014-2015 = 234 or 90% reporting