

Nebraska Public Library Statistical Survey - 2020-2021 Summary

Nebraska Library Commission

**Service Measures**

Annual Circulation	11,457,892
Avg .Circulation per Capita <sup>1</sup>	7.2
Circulation of Electronic Materials	2,545,387
Visits to Libraries	3,684,445
Visits per Person <sup>1</sup>	2.31
Children's Programs	10,582
Children's Program Attendance	211,533
Young Adult Programs	1,527
YA Program Attendance	17,459
Adult Programs	4,129
Adult Program Attendance	49,960
General Interest Programs	1,765
Gen. Interest Program Attendance	57,869
Total Library Programs Offered	18,003
Total Library Program Attendance	336,821
Program Attendance per Capita <sup>1</sup>	0.21
Registered Borrowers	996,098
Annual Hours Open	425,959

**Technology**

Number of Internet Computers	2,396
Uses of Internet Computers	586,707
Have Online Accessible OPAC	175 or 71%
Number of website/virtual visits	5,695,939
Provide Public Internet Access	229 or 93%
Offer WiFi Access for the Public	224 or 91%
Public Libraries with a Web Site	186 or 76%
Number of WiFi sessions per year	2,301,278

**Miscellaneous**

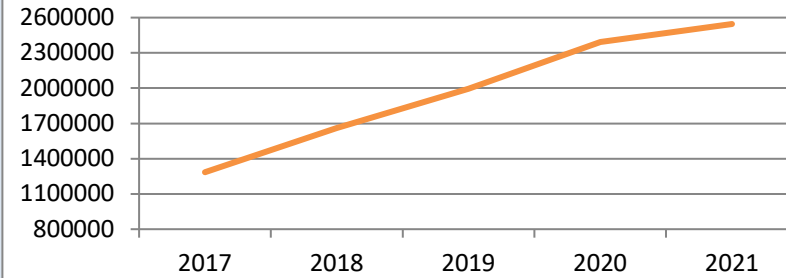
Accredited Public Libraries	183
Certified Public Library Boards	168
Number of Recorded Programs	1,318
Recorded Program Views Within 7 Days	76,524

**<sup>1</sup>Note**

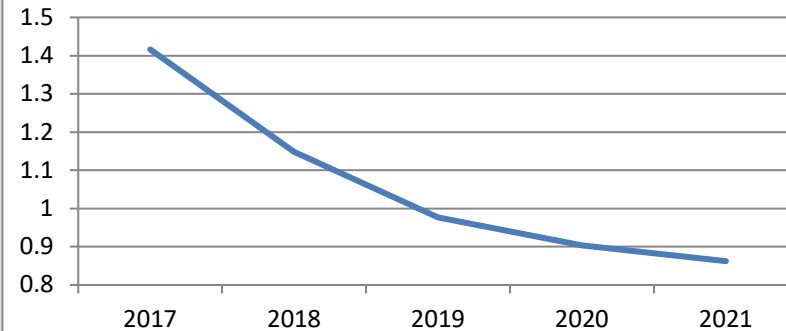
Based on total Legal Service Area population of communities served by a public library.

**Trends**

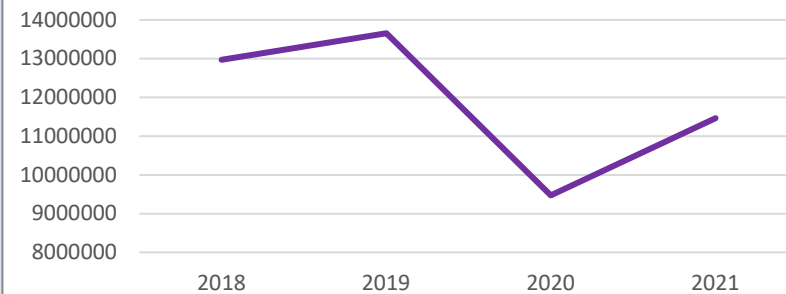
**Total Circulation of Electronic Materials**



**Cost of Electronic Items per Circulation**



**Total Circulation of Library Materials**



**Finance and Collections**

**Operating Revenue**

Local Government Revenue	\$65,432,396
State Government Funding	\$531,419
Federal Government Funding	\$761,427
Other Funding Sources	\$2,135,399
<b>Total Operating Revenue</b>	<b>\$68,860,641</b>

**Expenditures**

Print Materials	\$4,509,793
Electronic Materials	\$2,195,130
Other Materials	\$987,212
<b>Total Collection Expenditures</b>	<b>\$7,692,135</b>
Salaries & Wages	\$31,234,578
Employee Benefits	\$10,702,169
<b>Total Staff Expenditures</b>	<b>\$41,936,747</b>
Other Expenses (Facility, Insurance, etc.)	\$10,258,089
<b>Total Capital Project Expenditures</b>	<b>\$5,698,675</b>

**Collections**

Books	5,437,885
Audio Materials	223,860
Video Materials	423,684
Serials Subscriptions - Print	7,869
Other Items	601,795
<b>Total Materials (incl. Print Subscriptions)</b>	<b>6,695,093</b>

**Libraries by Legal Service Area**

Under 500	65	26%
500 - 999	75	31%
1,000 - 1,499	34	14%
1,500 - 2,499	21	9%
2,500 - 4,999	17	7%
5,000 - 9,999	17	7%
10,000 - 24,999	8	3%
25,000+	8	3%
<b>Total</b>	<b>246</b>	<b>100%</b>

**Source**

Annual statistical survey of 246 public libraries in Nebraska. Respondents for 2020-2021 = 233 or 95% reporting