

Nebraska Public Library Statistical Survey - 2021-2022 Summary

Nebraska Library Commission

Service Measures

Annual Circulation	12,282,739
Avg .Circulation per Capita ¹	7.5
Circulation of Electronic Materials	2,790,598
Visits to Libraries	4,602,192
Visits per Person ¹	2.82
Children's Programs	16,373
Children's Program Attendance	349,819
Young Adult Programs	2,583
YA Program Attendance	30,529
Adult Programs	7,280
Adult Program Attendance	77,177
General Interest Programs	2,246
Gen. Interest Program Attendance	92,528
Total Library Programs Offered	28,482
Total Library Program Attendance	550,053
Program Attendance per Capita ¹	0.34
Registered Borrowers	970,447
Annual Hours Open	441,992

Technology

Number of Internet Computers	2,332
Uses of Internet Computers	643,325
Libraries With Fiber Optic Connections	95 or 41%
Provide Public Internet Access	224 or 91%
Offer WiFi Access for the Public	223 or 97%
Libraries With Makerspaces	95 or 41%
Hotspot Lending Programs/Loaned	19
Hotspots Loaned	151

Miscellaneous

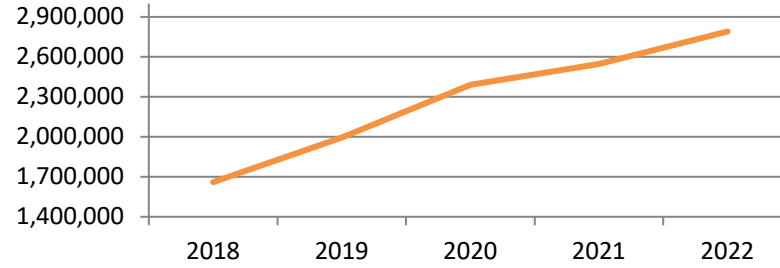
Meeting Rooms Available to the Public	158 or 69%
Meeting Room Uses	27,903
Accredited Public Libraries	182
Certified Public Library Boards	166
Number of Recorded Programs	741
Recorded Program Views Within 30 Days	196,054

¹Note

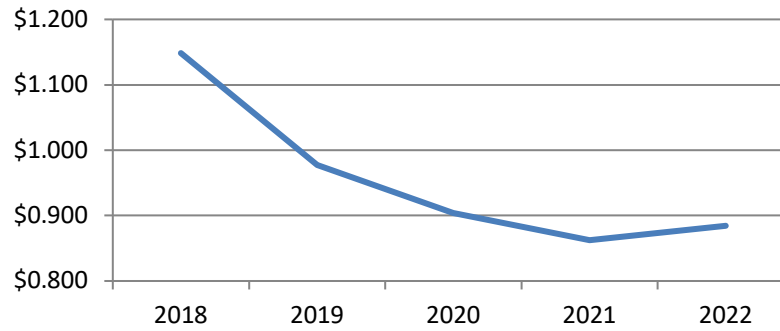
Based on total Legal Service Area population of communities served by a public library.

Trends

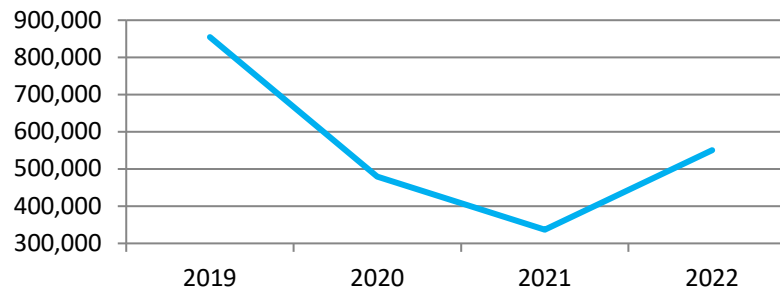
Total Circulation of Electronic Materials



Cost of Electronic Items per Circulation



Total Library Program Attendance



Finance and Collections

Operating Revenue

Local Government Revenue	\$68,682,439
State Government Funding	\$495,056
Federal Government Funding	\$1,363,717
Other Funding Sources	\$2,596,443
Total Operating Revenue	\$73,137,655

Expenditures

Print Materials	\$4,712,134
Electronic Materials	\$2,467,588
Other Materials	\$1,000,358
Total Collection Expenditures	\$8,180,080
Salaries & Wages	\$32,984,833
Employee Benefits	\$10,914,855
Total Staff Expenditures	\$43,899,688
Other Expenses (Facility, Insurance, etc.)	\$14,573,125
Total Capital Project Expenditures	\$18,249,065

Collections

Books	5,398,764
Audio Materials	211,336
Video Materials	430,636
Serials Subscriptions - Print	6,650
Other Items	598,194
Total Materials (incl. Print Subscriptions)	6,645,580

Libraries by Legal Service Area

Under 500	64	26%
500 - 999	75	31%
1,000 - 1,499	31	13%
1,500 - 2,499	25	10%
2,500 - 4,999	17	7%
5,000 - 9,999	18	7%
10,000 - 24,999	8	3%
25,000+	8	3%
	246	100%

Source

Annual statistical survey of 246 public libraries in Nebraska. Respondents for 2021-2022 = 230 or 93% reporting