

Nebraska Public Library Statistical Survey - 2022-2023 Summary

Nebraska Library Commission

**Service Measures**

Annual Circulation	12,870,898
Avg .Circulation per Capita <sup>1</sup>	7.9
Circulation of Electronic Materials	3,172,894
Visits to Libraries	4,856,579
Visits per Person <sup>1</sup>	2.97
Children's Programs	18,793
Children's Program Attendance	414,673
Young Adult Programs	2,909
YA Program Attendance	30,736
Adult Programs	7,806
Adult Program Attendance	85,572
General Interest Programs	2,855
Gen. Interest Program Attendance	126,706
Total Library Programs Offered	32,363
Total Library Program Attendance	657,687
Program Attendance per Capita <sup>1</sup>	0.40
Registered Borrowers	959,843
Annual Hours Open	442,085

**Technology**

Number of Internet Computers	2,221
Uses of Internet Computers	657,836
Libraries With Fiber Optic Connections	119 or 52%
Provide Public Internet Access	224 or 98%
Offer WiFi Access for the Public	222 or 97%
Libraries With Makerspaces	100 or 44%
Libraries with Hotspot Lending Programs	19
Hotspots Loaned	148

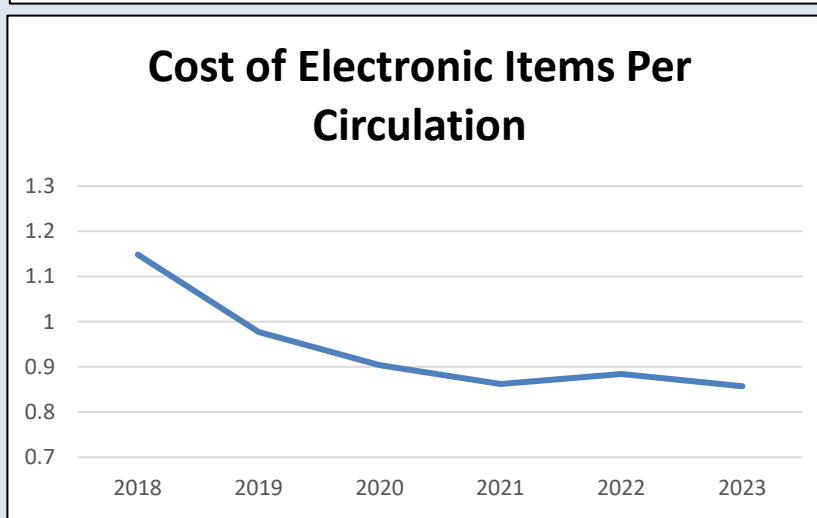
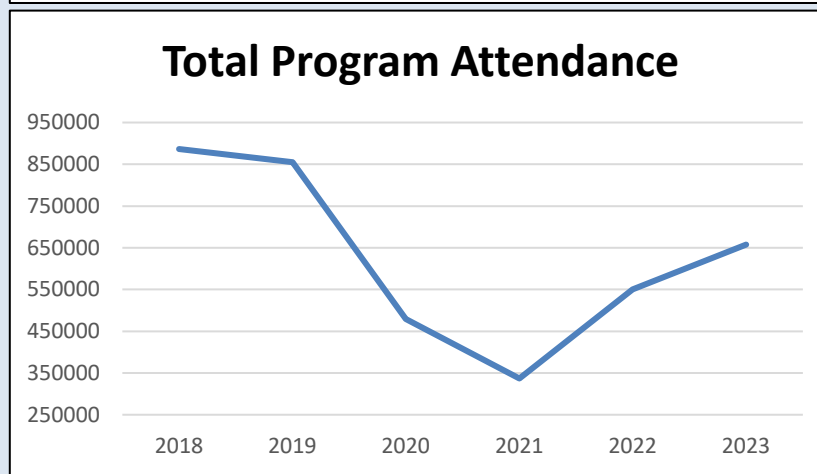
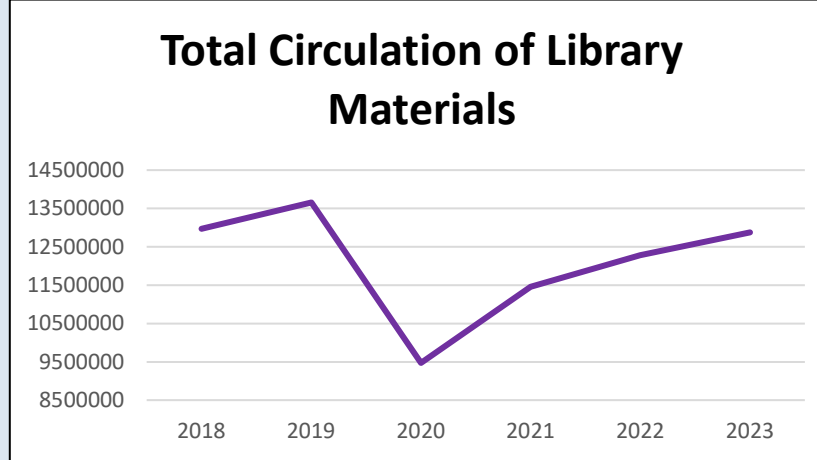
**Miscellaneous**

Meeting Rooms Available to the Public	160 or 70%
Meeting Room Uses	29,766
Accredited Public Libraries	183
Certified Public Library Boards	184
No Charges for Overdue Items (Fines)	146 or 64%
Homebound Deliveries	133 or 58%

**<sup>1</sup>Note**

Based on total Legal Service Area population of communities served by a public library.

**Trends**



**Finance and Collections**

**Operating Revenue**

Local Government Revenue	\$72,101,463
State Government Funding	\$445,592
Federal Government Funding	\$131,388
Other Funding Sources	\$2,963,295
<b>Total Operating Revenue</b>	<b>\$75,642,038</b>

**Expenditures**

Print Materials	\$4,815,035
Electronic Materials	\$2,719,951
Other Materials	\$909,539
<b>Total Collection Expenditures</b>	<b>\$8,444,525</b>

Salaries & Wages	\$35,285,781
Employee Benefits	\$11,743,730
<b>Total Staff Expenditures</b>	<b>\$47,029,511</b>

Other Expenses (Facility, Insurance, etc.)	\$16,388,130
Total Capital Project Expenditures	\$26,672,285

**Collections**

Books	5,393,055
Audio Materials	207,258
Video Materials	440,113
Serials Subscriptions - Print	4,394
Other Physical Items	612,778
<b>Total Materials (incl. Print Subscriptions)</b>	<b>6,657,598</b>

**Libraries by Legal Service Area**

Under 500	64	26%
500 - 999	75	31%
1,000 - 1,499	31	13%
1,500 - 2,499	25	10%
2,500 - 4,999	17	7%
5,000 - 9,999	18	7%
10,000 - 24,999	8	3%
25,000+	8	3%
	<b>246</b>	<b>100%</b>

**Source**  
Annual statistical survey of 246 public libraries in Nebraska.  
Respondents for 2022-2023 = 229 or 93% reporting