

Nebraska Public Library Statistical Survey - 2007-2008 Summary Dashboard

Nebraska Library Commission

Service Measures

Annual Circulation	13,452,640
Reference Transactions	1,099,552
Visits to Libraries	8,606,618
Library Programs Offered	22,335
Library Program Attendance	559,101
Registered Borrowers	995,391
Annual Hours Open	435,541

Technology N=272 Administrative Entities

Number of Internet Computers	1,773
Uses of Internet Computers	2,438,971
Number of OPAC Computers	707
Offer WiFi Access for the Public	155 57%
Public Internet Access	233 86%

Connectivity

Internet Download Speed by Library Outlet (N=289)

No Internet	38	13%
Unknown Speed	27	9%
Less than 1.5 Mbps (< 1.5)	61	21%
1.5 Mbps (=1.5)	45	16%
1.5 - 3 Mbps (>1.5, <= 3.0)	46	16%
3 - 5 Mbps (> 3.0, <= 5.0)	34	12%
Greater than 5 Mbps (> 5.0)	38	13%

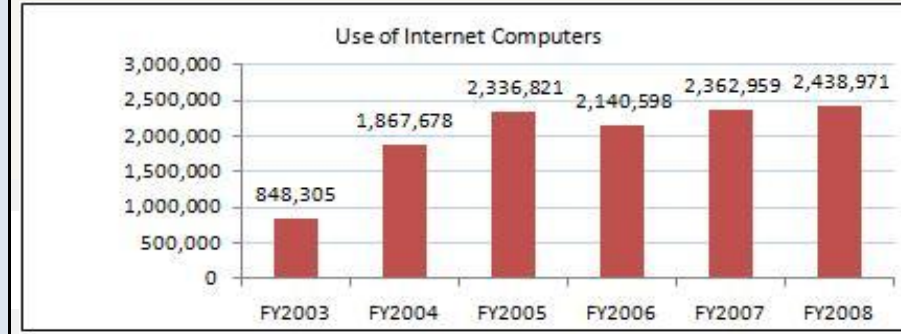
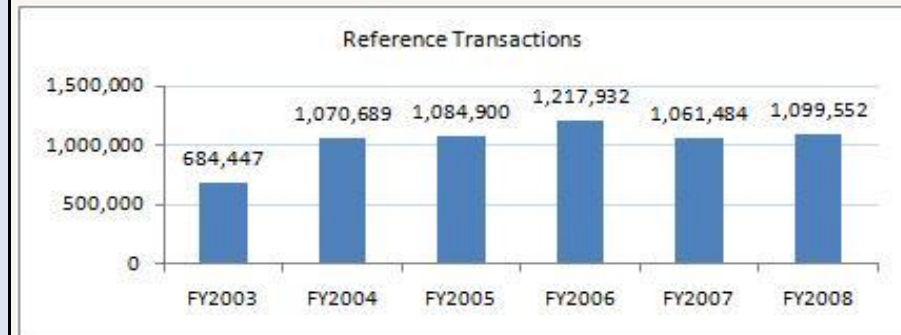
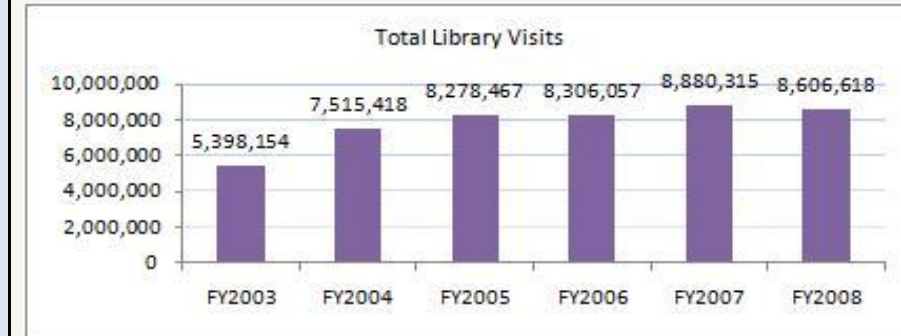
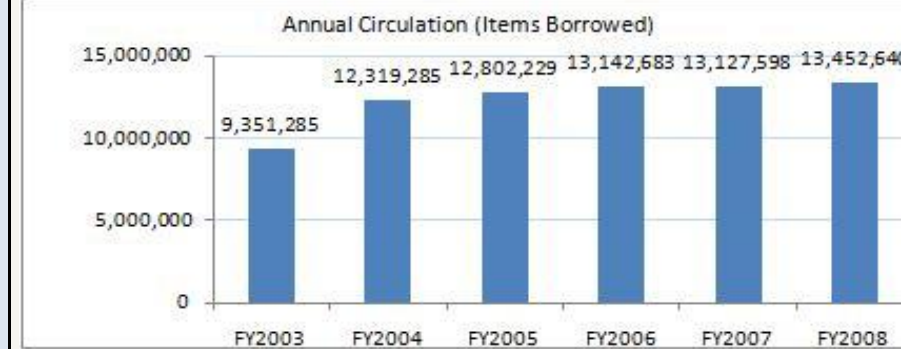
Type of Internet Service Connection by Library Outlet

DSL	118	41%
Area Wireless	42	14%
Cable	54	19%
Leased Line	25	9%
Dial Up	7	2%
Satellite	3	1%
Fiber Optic	2	1%
Don't Know	38	13%

Source

Connectivity data from 2009 Gates Foundation Broadband Assessment Survey with additional data collected by Nebraska Library Commission staff.

Trends



Finance and Collections

Operating Revenue

Local Government Revenue	\$ 43,268,437
State Government Funding	\$ 542,568
Federal Government Funding	\$ 237,684
Other Funding Sources	\$ 3,538,066
Total Operating Revenue	\$ 47,586,755

Expenditures

Print Materials	\$ 4,843,490
Electronic Materials	\$ 798,529
Other Materials	\$ 1,079,482
Total Collection Expenditures	\$ 6,721,501
Salaries & Wages	\$ 22,757,452
Employee Benefits	\$ 6,484,369
Total Staff Expenditures	\$ 29,241,821
Other Expenses (Facility, Insurance, etc.)	\$ 8,661,878
Total Operating Expenditures	\$ 44,625,200

Collections

Books	6,229,052
Audio Materials	280,946
Video Materials	284,390
Serials Subscriptions - Print	14,728
Serials Subscriptions - Electronic	348
Other Items	406,612
Total Materials	7,216,076

Libraries by Legal Service Area

Under 500	87	32.0%
500 - 999	72	26.4%
1,000 - 2,499	61	22.4%
2,500 - 4,999	20	7.4%
5,000 - 9,999	16	5.9%
10,000 - 19,999	6	2.2%
Over 20,000	10	3.7%
Total	272	100%

Source

Annual statistical survey of 272 public libraries in Nebraska. Respondents for 2007-2008 = 222 or 81.6%