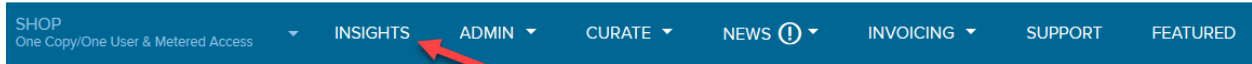


Calculating Bibliostat 4.7 and 4.15 for OverDrive Advantage Items (rev. 10/30/19)

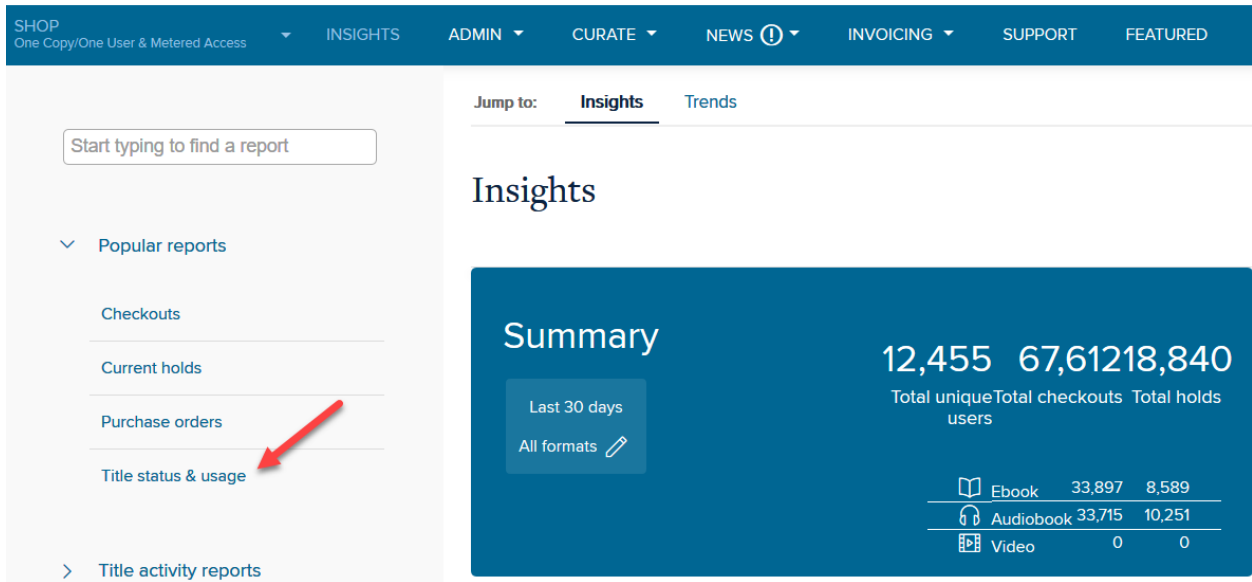
It is best to run these reports as close to the end of your fiscal year as possible, as copies that expire after that date do not show even when the reports are run for specific dates.

1. Log into OverDrive Marketplace, <https://marketplace.overdrive.com>, with your Advantage user ID and password.

2. Click “Insights” in the blue toolbar.



3. Click “Title status & usage” under “Popular reports.”



Jump to: Insights Trends

Insights

Start typing to find a report

- Popular reports
 - Checkouts
 - Current holds
 - Purchase orders
 - Title status & usage**
- Title activity reports

Summary

Last 30 days
All formats

12,455 67,612 18,840
Total unique users Total checkouts Total holds

Ebook	33,897	8,589
Audiobook	33,715	10,251
Video	0	0

4. Click “Run new report” at the top of the results list.

MA: by time - copies	71	MA: by time - copies	24	Audiences	All audiences
Local content - titles	0	Local content - titles	0	Preorder titles	Include
Local content - copies	0	Local content - copies	0	Lending model	MA: by time
Active checkouts	75	Adv Plus shared	14	ISBN	
All checkouts since purchase	8,372	Active checkouts	23	Ratings	All ratings
Active holds	104	Active holds	5	Holdings	All
All holds since purchase	9,589			Status	All
Turnover rate	110.158*			Advantage titles only	Yes

+ Convert to new cart ⇌ **Run new report** 📄 Create worksheet

5. Set the options as shown below in the dialog box for eBooks, adjusting for the fiscal year ending date as needed.

Report options [X]

Title:

Period Type: [v]

Start Date:

End Date: [c]

Formats:

 [v]

Language: [v]

Subject: [v]

Audience: [v]

Preorder titles: Include Exclude

Lending model: [v]

ISBN:

To search multiple ISBNs (max of 200), enter a list of print and/or ebook ISBNs where each ISBN is separated by a comma or semicolon or line break.

Rating: [v]

Holdings: [v]

Minimum checkouts:

Maximum checkouts:

Status: [v]

Advantage titles only:

[Update] [Cancel]

6. For Bibliostat line 4.7, add the numbers under “Report Summary-Advantage” for OC/OU-copies, MA: earlier of x times or y checkouts-copies, MA: by time-copies, and MA: by checkout-copies.

Title status and usage

This report includes the number of unique titles and copies in your collection as of the time you run the report.

If you run this report for a period of time, your results will only include titles that were added to your collection for the first time during that period. The activity (checkouts and holds) will be current and the number of copies purchased/owned will include all copies you run the report, not just copies purchased within your specified time period.

To see important information about this report, [visit this help article](#).

‡ For licensed titles, the turnover rate is calculated: Checkouts / (Units owned + (Total licensed checkouts / Licensed checkouts per unit))


^ The grand total turnover rate is calculated: Checkouts / Units owned overall. Simultaneous Use subscription checkouts and titles are excluded.

Report summary - Consortium		Report summary - Advantage		Date	Inception to 9/30/2019
OC/OU - titles	1,246	OC/OU - titles	1,231	Formats	Ebook
OC/OU - copies	2,181	OC/OU - copies	1,242	Languages	All
MA: earlier of x time or y checkouts - titles	1	MA: earlier of x time or y checkouts - titles	0	Subjects	All
MA: earlier of x time or y checkouts - copies	4	MA: earlier of x time or y checkouts - copies	0	Audiences	All audiences
MA: by time - titles	15	MA: by time - titles	11	Preorder titles	Exclude
MA: by time - copies	56	MA: by time - copies	11	Lending model	All lending models
MA: by checkout - titles	37	MA: by checkout - titles	139	ISBN	
MA: by checkout - copies	65	MA: by checkout - copies	141	Ratings	All ratings
MA - licenses left	423	MA - licenses left	2,975	Holdings	All
MA - licenses used	539	MA - licenses used	691	Status	In collection
Local content - titles	0	MA: by time - 0 time remaining	11	Advantage titles only	Yes
Local content - copies	0	MA: by checkout - 0 licenses remaining	21		
Active checkouts	702	Local content - titles	0		
All checkouts since purchase	153,778	Local content - copies	0		
Active holds	640	Adv Plus shared	1,251		
All holds since purchase	51,556	Active checkouts	349		
Turnover rate	73.383 [‡]	Active holds	7		

7. Click “Run new report” at the top of the results list.

All holds since purchase	51,556	Active checkouts	349
Turnover rate	73.383*	Active holds	7

+ Convert to new cart ⇨ Run new report 📄 Create worksheet



8. Set the options as shown below in the dialog box for Audiobooks, adjusting for the fiscal year ending date as needed.

Report options ✕

Title:

Period Type: ▼

Start Date:

End Date: 📅

Formats:
 Audiobook

Language:

Subject:

Audience: ▼

Preorder titles: Include Exclude

Lending model: ▼

ISBN:

To search multiple ISBNs (max of 200), enter a list of print and/or ebook ISBNs where each ISBN is separated by a comma or semicolon or line break.

Rating: ▼

Holdings: ▼

Minimum checkouts:

Maximum checkouts:

Status: ▼

Advantage titles only:

9. For Bibliostat line 4.15, add the numbers under “Report Summary-Advantage” for OC/OU-copies and MA: by time-copies.

Report summary - Consortium		Report summary - Advantage		Date	Inception to 9/30/2019
OC/OU - titles	123	OC/OU - titles	113	Formats	Audiobook
OC/OU - copies	609	OC/OU - copies	114	Languages	All
MA: by time - titles	17	MA: by time - titles	17	Subjects	All
MA: by time - copies	72	MA: by time - copies	24	Audiences	All audiences
Local content - titles	0	Local content - titles	0	Preorder titles	Exclude
Local content - copies	0	Local content - copies	0	Lending model	All lending models
Active checkouts	637	Adv Plus shared	138	ISBN	
All checkouts since purchase	47,702	Active checkouts	109	Ratings	All ratings
Active holds	1,087	Active holds	13	Holdings	All
All holds since purchase	33,995			Status	In collection
Turnover rate	95.024^			Advantage titles only	Yes