

Nebraska Public Library Statistical Survey - 2010-2011 Summary Dashboard

Nebraska Library Commission

Service Measures

Annual Circulation	13,792,713
Avg. Circulation per Capita ¹	10.82
Visits to Libraries	8,640,282
Visits per Person ¹	5.95
Children's Programs	17,643
Attendance	503,942
Young Adult Programs	1,935
Attendance	41,023
Adult Programs	5,880
Attendance	94,741
Total Library Programs Offered	25,458
Total Library Program Attendance	639,706
Program Attendance per Capita ¹	0.44
Reference Transactions	1,007,429
Registered Borrowers	1,024,376
Annual Hours Open	413,384

Technology N=269 Administrative Entities

Number of Internet Computers	2,327
Internet Computers per 1,000 people ¹	1.6
Internet Computers per Library Outlet	8.65
Uses of Internet Computers	2,346,620
Internet Use per Capita	1.61
Online Accessible OPAC	96 35.7%
Number of OPAC Computers	896
Provide Public Internet Access	237 88%
Offer WiFi Access for the Public	199 74%
Public Libraries with a Web Site	141 52.4%
Libraries Using Online Social Networks	109 40.5%

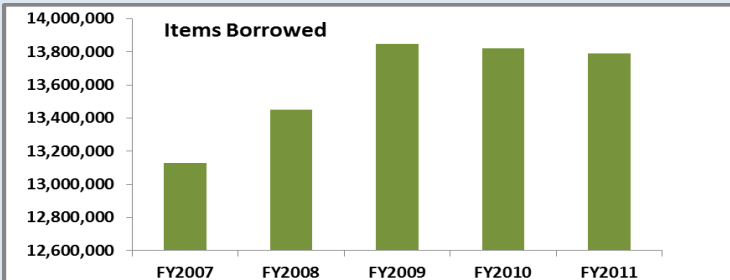
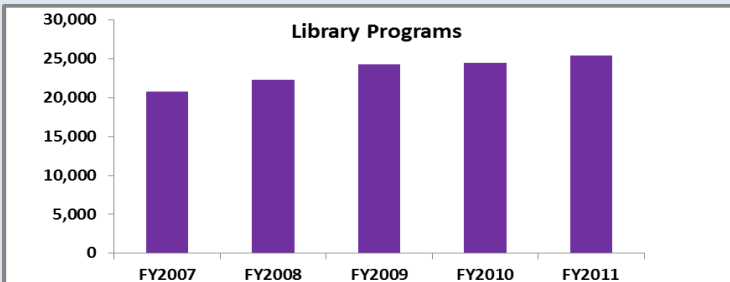
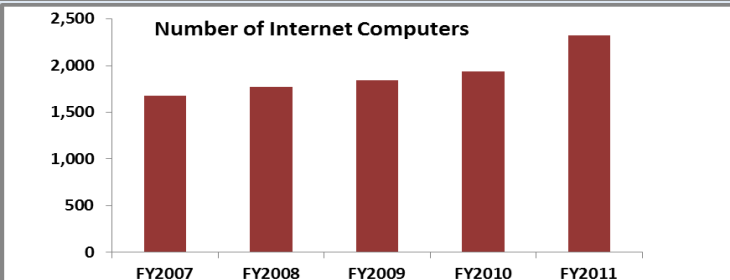
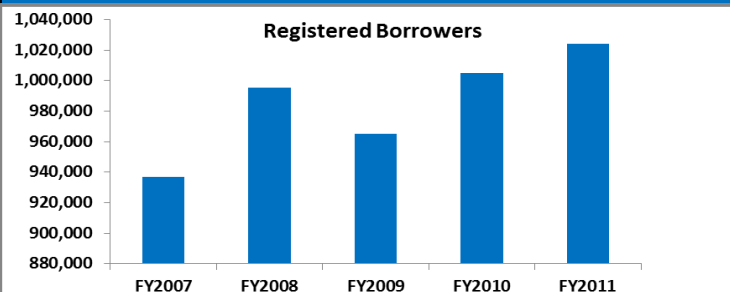
Miscellaneous

Accredited Public Libraries	171	64%
Certified Public Library Directors	185	69%
Certified Public Library Boards	178	66%

¹Note

Based on total Legal Service Area population of communities served by a public library.

Trends



Finance and Collections

Operating Revenue

Local Government Revenue	\$46,230,902
State Government Funding	\$482,556
Federal Government Funding	\$880,321
Other Funding Sources	\$3,135,336
Total Operating Revenue	\$50,729,115

Expenditures

Print Materials	\$ 4,701,076
Electronic Materials	\$ 1,099,173
Other Materials	\$ 911,944
Total Collection Expenditures	\$ 6,712,193
Salaries & Wages	\$24,487,495
Employee Benefits	\$7,443,367
Total Staff Expenditures	\$31,930,862
Other Expenses (Facility, Insurance, etc.)	\$9,122,329
Total Operating Expenditures	\$47,765,384

Collections

Books	5,819,443
Audio Materials	237,718
Video Materials	302,577
Serials Subscriptions - Print	14,261
Other Items	657,455
Total Materials	7,031,454

Libraries by Legal Service Area

Under 500	86	32.0%
500 - 999	69	25.7%
1,000 - 1,499	34	12.6%
1,500 - 2,499	31	11.5%
2,500 - 4,999	17	6.3%
5,000 - 9,999	16	5.9%
10,000 - 24,999	8	3.0%
25,000+	8	3.0%
Total	269	100%

Source

Annual statistical survey of 269 public libraries in Nebraska.
Respondents for 2010-2011 = 222 or 82.5%