

Nebraska Public Library Statistical Survey - 2023-2024 Summary

Nebraska Library Commission

Service Measures

Annual Circulation	13,340,246
Avg .Circulation per Capita ¹	8.1
Circulation of Electronic Materials	3,777,412
Visits to Libraries	5,418,450
Visits per Person ¹	3.3
Children's Programs	20,717
Children's Program Attendance	463,350
Young Adult Programs	3,334
YA Program Attendance	33,777
Adult Programs	9,755
Adult Program Attendance	90,473
General Interest Programs	3,960
Gen. Interest Program Attendance	137,272
Total Library Programs Offered	37,766
Total Library Program Attendance	724,872
Program Attendance per Capita ¹	0.44
Registered Borrowers	1,022,499
Annual Hours Open	445,052

Technology

Number of Internet Computers	2,170
Uses of Internet Computers	700,647
Libraries With Fiber Optic Connections	128 or 56%
Provide Public Internet Access	222 or 98%
Offer WiFi Access for the Public	222 or 98%
Libraries With Makerspaces	106 or 47%
Libraries with Hotspot Lending Programs	18
Hotspots Loaned	112

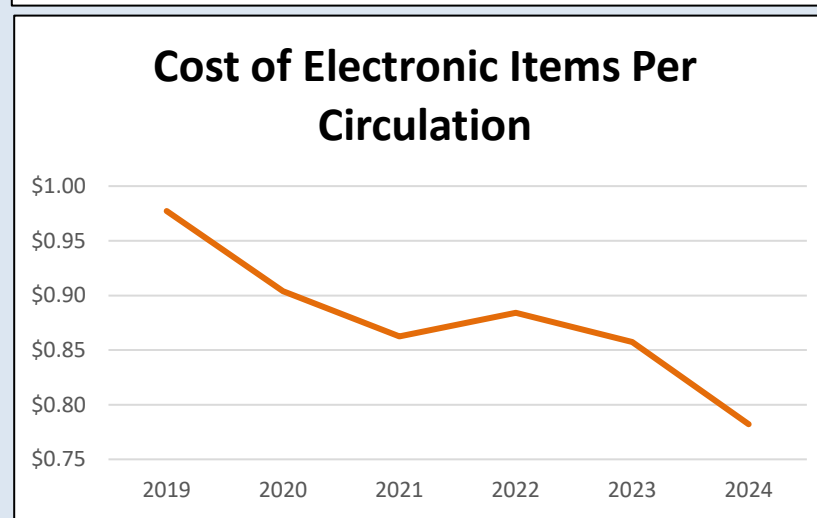
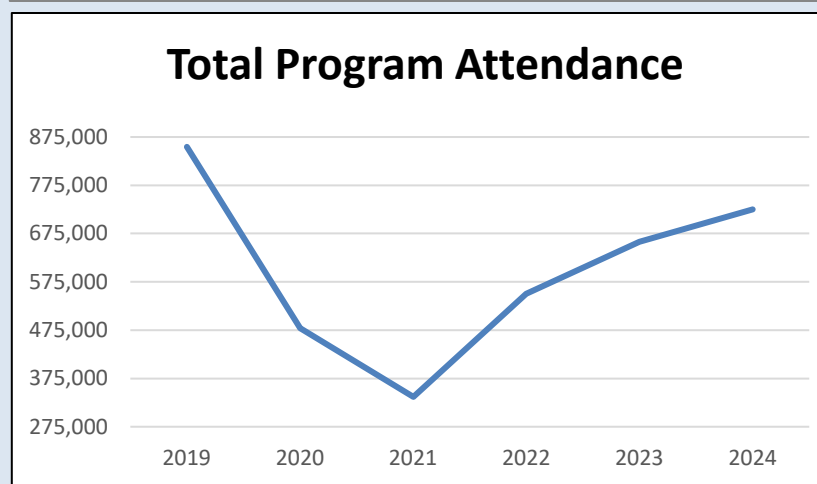
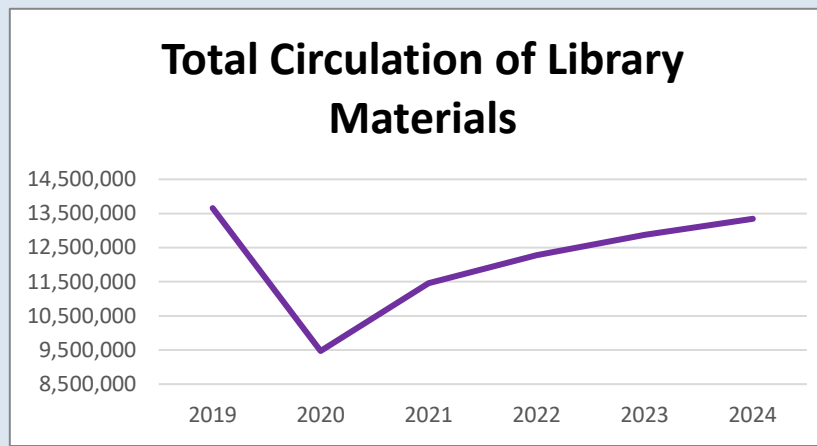
Miscellaneous

Meeting Rooms Available to the Public	165 or 73%
Meeting Room Uses	36,114
Accredited Public Libraries	182
No Charges for Overdue Items (Fines)	150
Drive Thru Service	16
Homebound Deliveries	134 or 59%

¹Note

Based on total Legal Service Area population of communities served by a public library.

Trends



Finance and Collections

Operating Revenue

Local Government Revenue	\$77,851,326
State Government Funding	\$515,274
Federal Government Funding	\$66,587
Other Funding Sources	\$4,111,722
Total Operating Revenue	\$82,544,909

Expenditures

Print Materials	\$4,859,516
Electronic Materials	\$2,954,373
Other Materials	\$790,808
Total Collection Expenditures	\$8,604,697

Salaries & Wages	\$37,547,349
Employee Benefits	\$12,304,757
Total Staff Expenditures	\$49,852,106

Other Expenses (Facility, Insurance, etc.)	\$16,832,111
Total Capital Project Expenditures	\$8,135,296

Collections

Books	5,367,068
Audio Materials	197,469
Video Materials	426,599
Serials Subscriptions - Print	6,434
Other Physical Items	96,424
Total Materials (incl. Print Subscriptions)	6,093,994

Libraries by Legal Service Area

Under 500	59	24%
500 - 999	78	32%
1,000 - 1,499	31	13%
1,500 - 2,499	25	10%
2,500 - 4,999	17	7%
5,000 - 9,999	18	8%
10,000 - 24,999	7	3%
25,000+	8	3%
	243	100%

Source
Annual statistical survey of 245 public libraries in Nebraska.
Respondents for 2023-2024 = 227 or 93% reporting